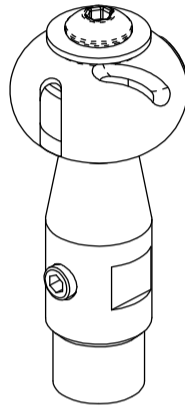
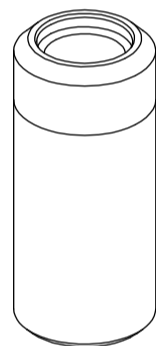


VEDERE DISEGNO ESPLOSO 166.1514.1  
 FORNITO NON ASSEMBLATO SU 166.1509.16  
 IMPIEGARE COLLANTE ANAEROBICO SIGILLANTE  
 PER FILETTATURE

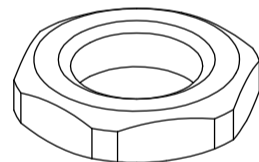
SEE EXPLODED DRAWING 166.1514.1  
 SUPPLIED UNASSEMBLED ON 166.1509.16  
 USE ANAEROBIC THREADS SEALING ADHESIVE



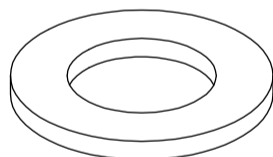
166.1514.1



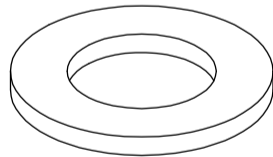
166.1509.16  
 FORNITO NON ASSEMBLATO  
 SUPPLIED UNASSEMBLED



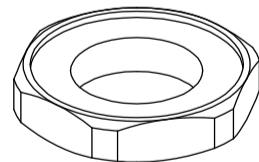
166.605.76  
 FORNITO NON ASSEMBLATO  
 SUPPLIED UNASSEMBLED



166.1506.4  
 FORNITO NON ASSEMBLATO  
 SUPPLIED UNASSEMBLED



166.1506.4  
 FORNITO NON ASSEMBLATO  
 SUPPLIED UNASSEMBLED



166.605.76  
 FORNITO NON ASSEMBLATO  
 SUPPLIED UNASSEMBLED

AL TERMINE DELL' IRRORAZIONE ESEGUIRE SEMPRE UN CICLO  
 DI LAVAGGIO PER 15/20s UTILIZZANDO ACQUA PULITA

AT THE END OF THE SPRAYING JOB ALWAYS RUN A WASHING  
 CYCLE LASTING 15/20s USING CLEAN WATER

DESCRIZIONE: ROLLEX 360° G1/2M.

N°revisione 05  
 Data revisione 09/02/2024

**Braglia** SRL  
 I-42122 REGGIO EMILIA - ITALY - UE  
 Email tecnico@braglia.it

Tel. +39 0522 340648  
 Fax. +39 0522 345025

DISEGNATO  
 A.BRAGLIA

APPROVATO  
 G.BRAGLIA

Dis.N°/Codice  
**166.1514.3**