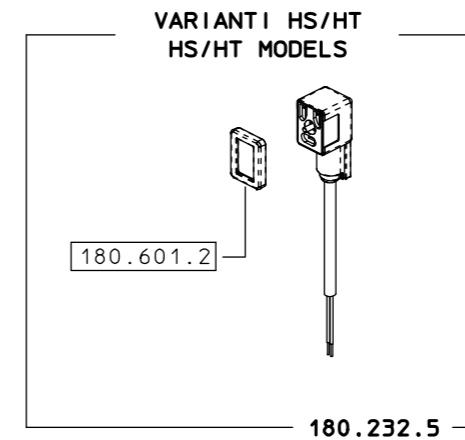
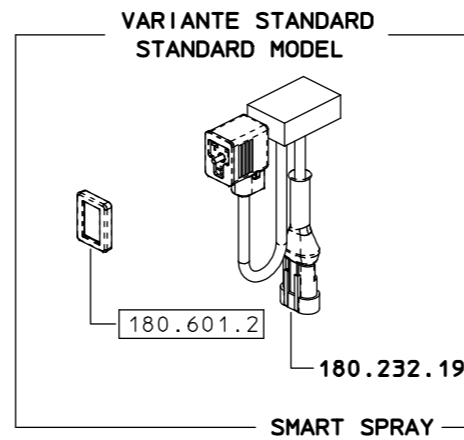
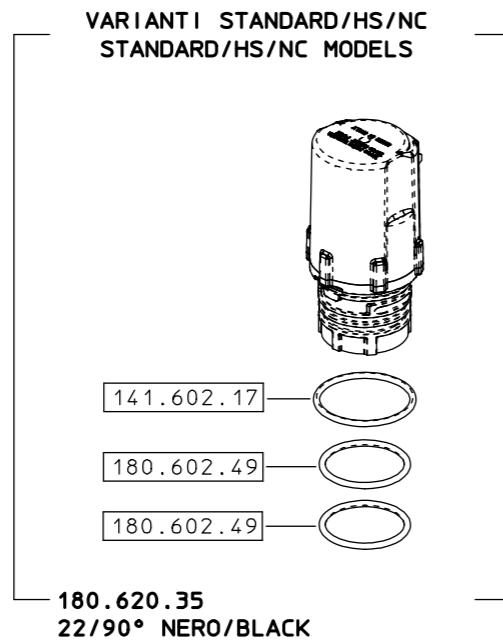
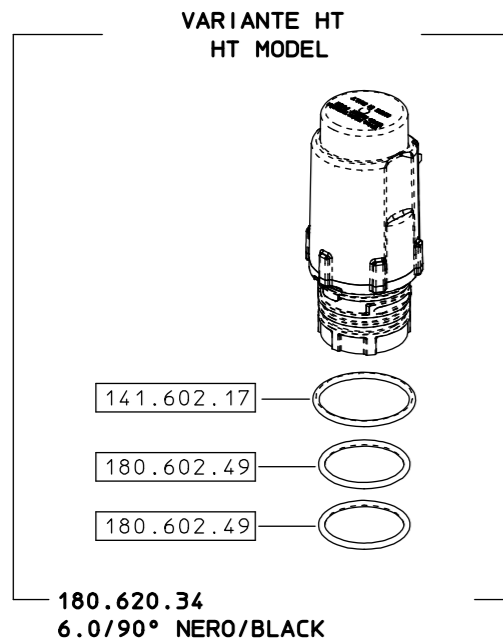
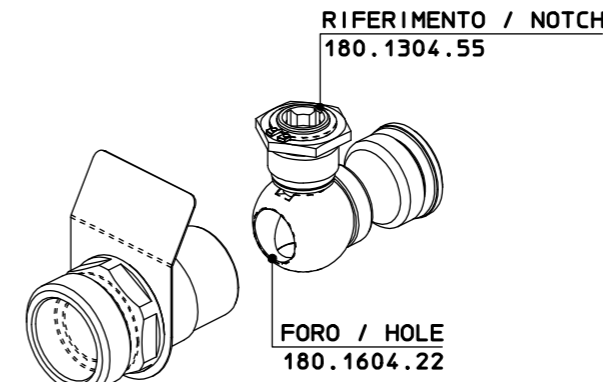
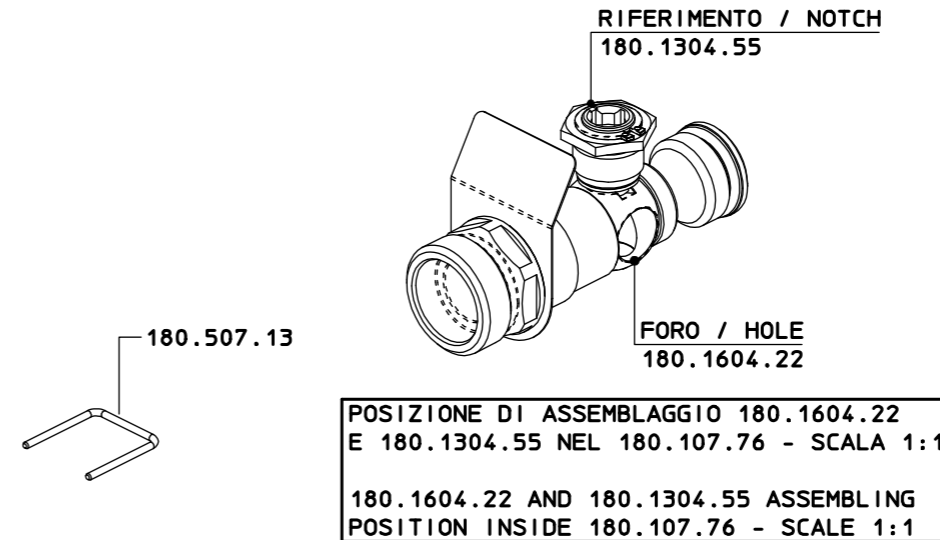
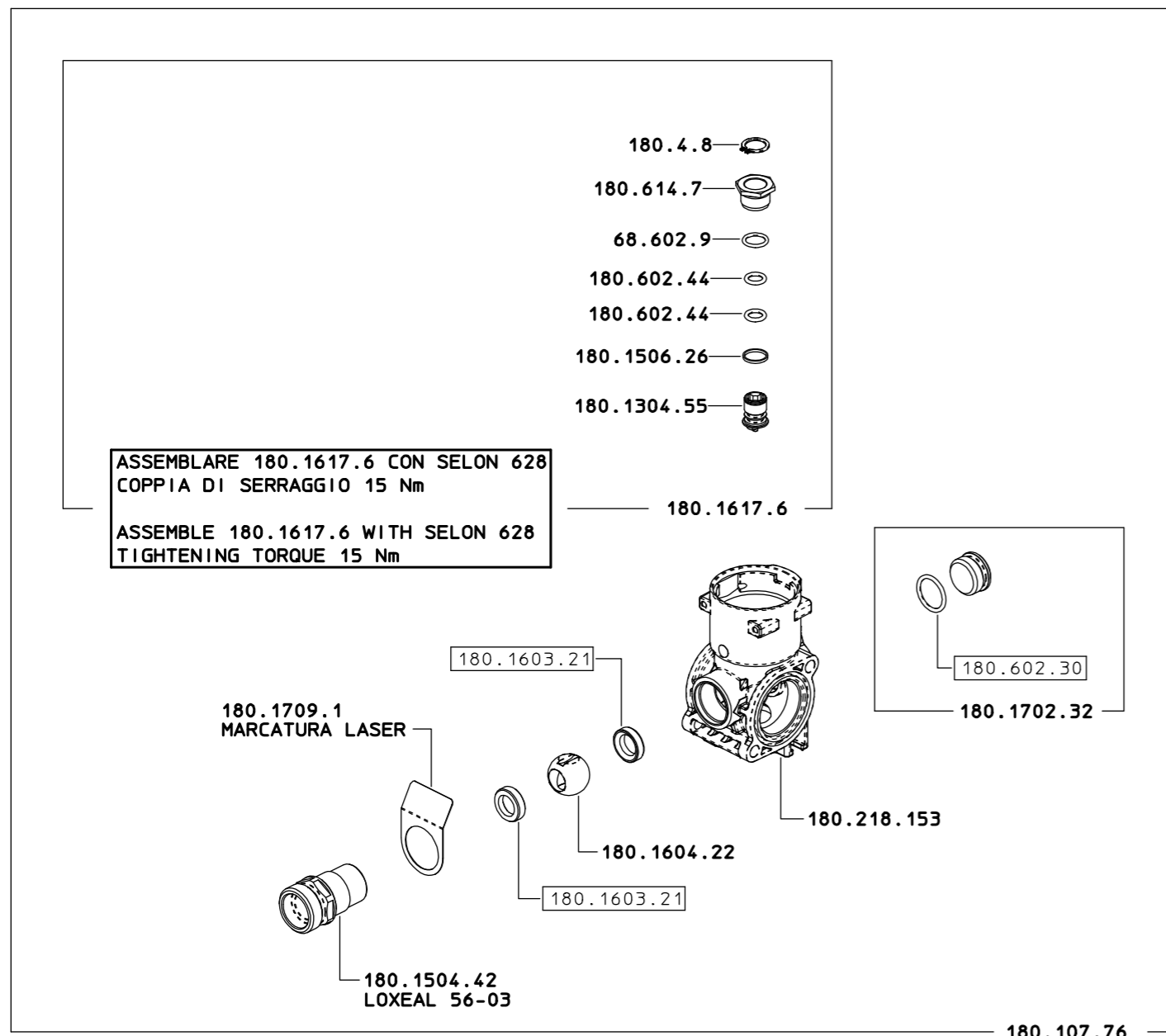
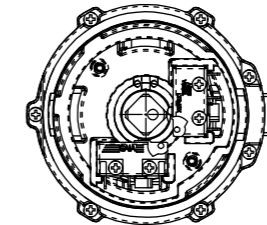


**180.1910.9**  
**180.1910.9 HS**  
**180.1910.9 HT**  
**180.1910.9 NC**



**POSIZIONE DI PARTENZA 180.620.34 E 180.620.35  
 180.620.34 AND 180.620.35 STARTING POSITION  
 SCALA/SCALE 1:1**



**POSIZIONE DI PARTENZA 180.1604.22 E 180.1304.55  
 PER MONTAGGIO 180.620.34 E 180.620.35 - SCALA 1:1**  
**180.1604.22 AND 180.1304.55 STARTING POSITION  
 180.620.34 AND 180.620.35 ASSEMBLING - SCALE 1:1**

- SOLO PER KIT  
FOR KIT ONLY
- 75.1003.23
  - 142.602.18
  - 172.602.16
  - 180.306.1 x 2
  - 180.602.30
  - 180.602.48
  - 180.602.50 x 2
  - 180.602.106
  - 180.1009.1 x 2
  - 180.1603.16 x 2
  - 180.1603.18 x 2
  - 280.507.8
  - 284.602.82

COME SI ORDINA / HOW TO ORDER  
 Kit ricambio  
 Spare parts kit **180.302.31**