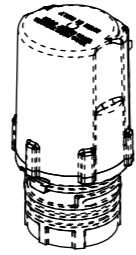


# 180.1910.24

## 180.1910.24NE

VARIANTI STANDARD / NE  
STANDARD / NE MODELS



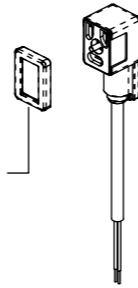
141.602.17

180.602.49

180.602.49

180.620.35  
22/90° NERO/BLACK

VARIANTI STANDARD / NE  
STANDARD / NE MODELS



180.601.2

180.232.5

- 180.4.8
- 180.614.7
- 68.602.9
- 180.602.44
- 180.602.44
- 180.1506.26
- 180.1304.55

Assemblare 180.1617.6 con  
SELON 628  
Coppia di serraggio 15 Nm

180.1617.6

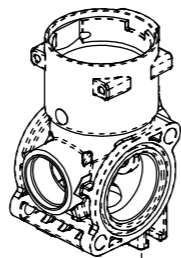
180.1709.1  
MARCATURA LASER

180.1603.18

180.1604.21

180.1603.18

180.1504.75  
LOXEAL 56-03



180.218.152

180.1603.40

180.602.30

180.1504.73

284.602.82

300.1902.23

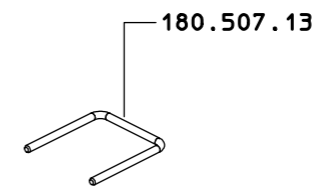
172.602.16

180.1304.87

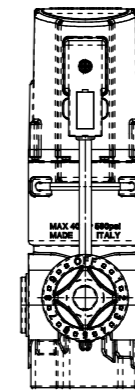
300.1902.23

174.507.24

180.1904.5  
NERO/BLACK



180.507.13



POSIZIONE ASSEMBLAGGIO  
180.1904.5 E 180.1304.87

SOLO PER KIT  
FOR KIT ONLY

- 75.1003.23
- 142.602.18
- 180.306.1 x 2
- 180.601.2
- 180.602.30
- 180.602.48
- 180.602.50 x 2
- 180.602.106
- 180.1009.1 x 2
- 180.1603.16 x 2
- 180.1603.21 x 2
- 280.507.8

COME SI ORDINA / HOW TO ORDER

Kit ricambio  
Spare parts kit **180.302.31**

DESCRIZIONE: VALVOLA M80 BYPASS G1/2H HS	N°revisione 14	Data revisione 09/04/2024
Disegnato: GBRAGLIA Approvato: GBRAGLIA Tel. +39 0522 340648 Fax. +39 0522 345025 I-42122 REGGIO EMILIA - ITALY - UE Email: tecnico@braglia.it	Dis.N°/Codice 180.1910.24	

180.107.69