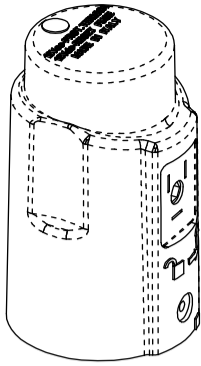


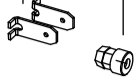
180.620.4

180.1305.11
ARANCIO/ORANGE



2 x 180.232.7

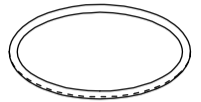
180.801.56



180.1305.22
ARANCIO/ORANGE

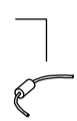
MONTAGGIO VITE 180.1902.58 E RONDELLA 180.1506.42
ESEGUIRE LAVORAZIONE SUL GRUPPO MOTORIDUTTORE MONTATO
DISEGNO 180.620.4

180.510.2



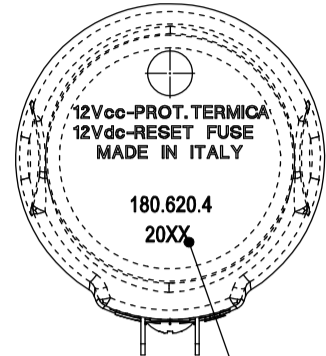

142.602.18

180.306.3

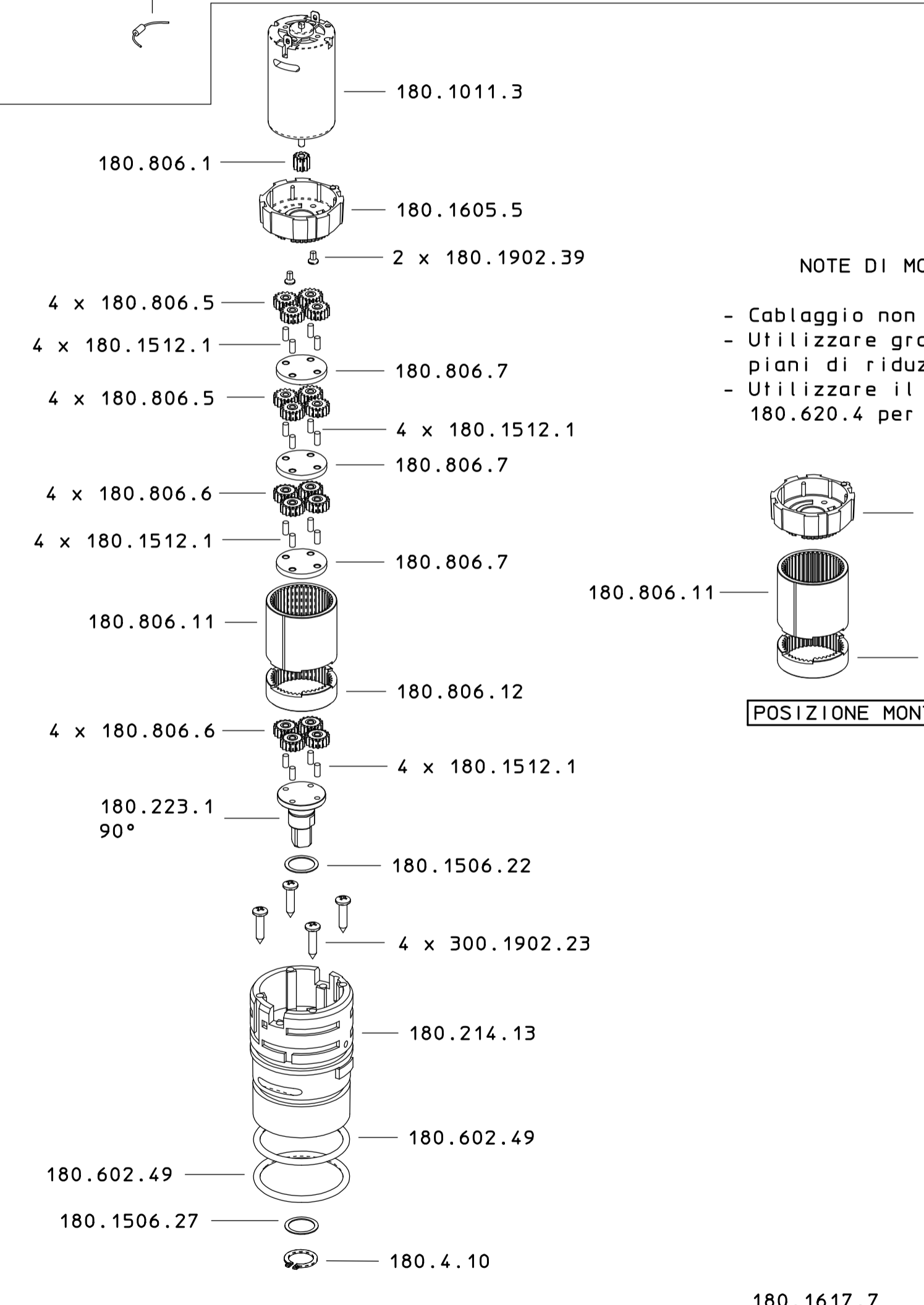


180.1506.42

180.1902.58

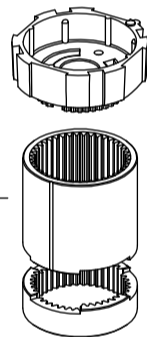


MARCATURA LASER
Scala 1:1



NOTE DI MONTAGGIO

- Cablaggio non rappresentato
- Utilizzare grasso LBT2 nei piani di riduzione
- Utilizzare il disegno 180.620.4 per il cablaggio



180.1605.5

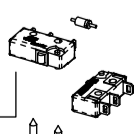
180.806.11

180.806.12

POSIZIONE MONTAGGIO CORONE

180.1617.7
8.5/90°

2 x 180.1009.1



2 x 180.306.1

4 x 180.1902.25



DESCRIZIONE: GRUPPO MOTORID. EP35 8.5/90° ARANCIO		N°revisione 08	Data revisione 26/02/2013
Braglia SRL I-42122 REGGIO EMILIA - ITALY - UE Email tecnico@braglia.it	Tel. +39 0522 340648 Fax. +39 0522 345025	DISEGNATO M.CORRADINI	APPROVATO G.BRAGLIA
Dis.N°/Codice 180.620.4			