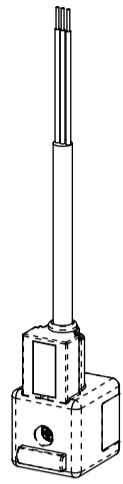


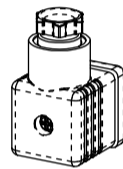
201.1915.4
201.1915.4 NC
201.1915.4 SC

SOLO VARIANTE STANDARD
 STANDARD MODEL ONLY

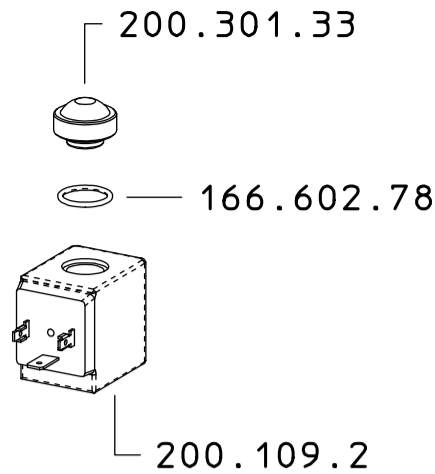


200.232.9

SOLO VARIANTE SC
 SC MODEL ONLY

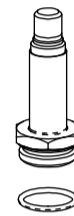


200.232.12



7.602.13

200.620.24
 SOLO RICAMBIO
 SPARE PART ONLY



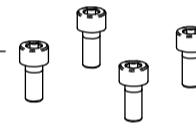
200.620.16
 SOLO RICAMBIO
 SPARE PART ONLY



200.620.14 SU 200.215.6
 ASSEMBLARE CON COPPIA
 DI SERRAGGIO MIN. 20 Nm
 TEST APERTURA 42 BAR

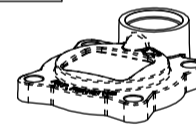
200.620.14

26.1902.20 x 4



200.1803.59

200.602.71



200.215.6

MARCATURA LASER SU
 COPERCHIO 200.215.6



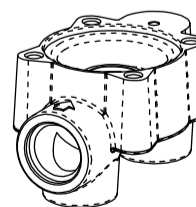
200.602.71

200.1003.37

200.1603.37

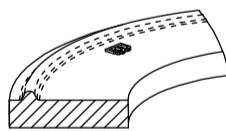
ASSEMBLARE 200.1603.37
 SU 201.218.12 CON COPPIA
 DI SERRAGGIO 30 Nm

23.602.36

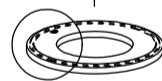


201.218.12

VERSO DI MONTAGGIO
 MEMBRANA 200.1006.5



200.1006.5



200.1310.10



300.601.32



200.507.19

200.620.17

CONSULTARE L'ISTRUZIONE ISQ 5 E IL CICLO
 DI LAVORAZIONE PER CONTROLLO DI PROCESSO
 E COLLAUDO FINALE

201.107.4

COME SI ORDINA / HOW TO ORDER

Kit ricambio
 Spare parts kit **200.302.46**

DESCRIZIONE: VALVOLA M201 18W 20BAR

N°revisione 10
 Data revisione 21/01/2020

Braglia SRL
 Tel. +39 0522 340648
 Fax. +39 0522 345025
 I-42122 REGGIO EMILIA - ITALY - UE Email tecnico@braglia.it

DISEGNATO M.CORRADINI
 APPROVATO G.BRAGLIA

Dis.N°/Codice
201.1915.4