

AIR-BLAST SPRAYERS BOOMS

STAINLESS STEEL CURVED BOOMS


Ø1/2" (Ø21.3 mm) pipe - 1/2" BSPM. threaded end connections.

Max. operating pressure: 40 bar / 580 psi



CLAMP TO BE MOUNTED ON BOOMS

COME SI ORDINA / HOW TO ORDER

CODICE code	Ø VENTOLA fan Ø	R CURVATURA bending radius	N° FORI holes no.	Ø FORI holes Ø	INTERASSE dist. betw. centers	
360.2.4	600	345 mm - 13.58"	6	7 +0.3/0	125 mm - 4.9"	10
360.2.5	700	395 mm - 15.55"	7	7 +0.3/0	123 mm - 4.8"	
360.2.7	800	445 mm - 17.52"	7	7 +0.3/0	147 mm - 5.8"	
360.2.8	900	495 mm - 19.49"	7	7 +0.3/0	163 mm - 6.4"	
360.2.15	1000	545 mm - 21.46"	7	7 +0.3/0	178 mm - 7.0"	

STAINLESS STEEL CURVED BOOMS WITH 1/4" BSPF. SLEEVES

End plug and 1/2" BSPM. inlet connection.


DX (right handed) and SX (left handed) models.

Max. operating pressure: 40 bar / 580 psi



NOZZLE TO BE MOUNTED ON BOOMS

COME SI ORDINA / HOW TO ORDER

CODICE SX left handed code	CODICE DX right handed code	Ø VENTOLA fan Ø	R CURVATURA bending radius	N° MANICOTTI sleeves no. G1/4F. - 1/4" BSPF.	INTERASSE dist. betw. centers	
360.2.16	360.2.44	600	345 mm - 13.58"	5	125 mm - 4.9"	10
360.2.17	360.2.45	700	395 mm - 15.55"	6	123 mm - 4.8"	
360.2.18	360.2.46	800	445 mm - 17.52"	7	147 mm - 5.8"	
360.2.42	360.2.47	900	495 mm - 19.49"	7	163 mm - 6.4"	
360.2.43	360.2.48	1000	545 mm - 21.46"	8	178 mm - 7.0"	

NOZZLE-HOLDER BOOMS FOR CANNON AIR-BLAST SPRAYERS




MANICOTTI E ATTACCO SALDATI
WELDED SLEEVES AND CONNECTION



NOZZLE TO BE MOUNTED ON BOOMS

COME SI ORDINA / HOW TO ORDER

CODICE code	Ø INTERNO internal Ø	N° MANICOTTI G1/4F. 1/4" BSPF. sleeves no.	INTERASSE dist. betw. centers	
360.2.13	240	6	130 mm - 5.1"	5
360.2.14	300	8	123 mm - 4.8"	

Ø18X1 STAINLESS STEEL ROUND BOOMS
WITH 1/4" BSPF. SLEEVES - 1/2" BSPM. INLET
CONNECTION

Max. operating pressure: 40 bar / 580 psi

Ø1/2" PIPES

STAINLESS STEEL PIPES FOR BOOM SPRAYERS


Max. operating pressure: 20 bar / 300 psi





COME SI ORDINA / HOW TO ORDER

CODICE code	LUNGHEZZA mm length mm	N FORI length mm	Ø FORI mm holes dia. mm	ATTACCO connections	
361.5.1	570	2	Ø7	G1/2 - 1/2" BSPM.	10
361.5.2	1070	3	Ø7	G1/2 - 1/2" BSPM.	10
361.5.3	1580	4	Ø7	G1/2 - 1/2" BSPM.	10
361.5.4	2080	5	Ø7	G1/2 - 1/2" BSPM.	10
361.5.20	2580	6	Ø7	G1/2 - 1/2" BSPM.	10
361.5.21	3080	7	Ø7	G1/2 - 1/2" BSPM.	10


For more information and quotations please contact:

 claudiacalzoni@braglia.it - Sales Department

 giorgiozecchini@braglia.it - Area Manager

 lucabraglia@braglia.it - Area Manager

 max@braglia.it - Area Manager

 stefanobraglia@braglia.it - Sales Manager