



BY PASS 25 BAR / 360 PSI

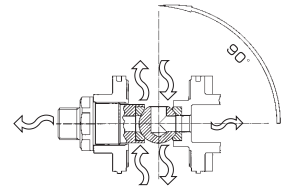
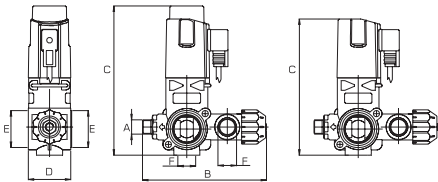
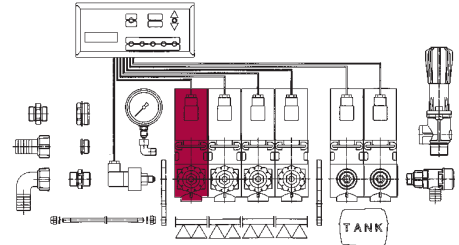


180.1910.2



180.1910.23

GARANZIA 2 ANNI CON VALVOLA M400 MONTATA
2 YEARS WARRANTY WITH ASSEMBLED M400 VALVE



Standard complete di connettore DIN43650 - B con cavo 1.5 m costampato (IP67) e O Ring 3187 FPM

Versioni: 180.1910.2 On/Off 1.5 s
 180.1910.23 On/Off 0.3 s

Pressione di esercizio max.: 25 bar
 Peso: 180.1910.2 1.5 kg - 180.1910.23 1.4 kg

Materiali: acciaio inox - materiali plastici ad alta resistenza - FPM - PTFE caricato grafite - ottone con trattamento nichel chimico.

Impiego: su gruppi diserbanti. Valvola a sfera motorizzata, modulare, con microinterruttori di fine corsa. 180.1910.23: On/Off in 0.3 s per impieghi che richiedono tempi di intervento rapidi. By-pass regolabile con posizioni a scatto numerate. Tenute in FPM e PTFE caricato grafite. Eccellente affidabilità e durata.

Standard with 1.5 m moulded cable DIN 43650 - B connector (IP67), O Ring 3187 FKM

Models: 180.1910.2 On/Off 1.5 s
 180.1910.23 On/Off 0.3 s

Max. operating pressure: 25 bar / 360 psi
 Weight: 180.1910.2 1.5 kg / 3.3 lb - 180.1910.23 1.4 kg / 3.1 lb

Materials: stainless steel - high resistance plastic materials - FKM- graphitized PTFE - Niploy processed brass.
Use: on boom sprayers. Modular electric ball valve. Limit stop micro switches. 180.1910.23 model: 0.3 s On/Off quick operation. Constant pressure by-pass adjustable by graduated knob. FKM and graphitized PTFE seals. Long life and reliable.

CARATTERISTICHE TECNICHE / TECHNICAL FEATURES - 180.1910.2

bar psi	l/min-1bar USG pm-15psi	12Vdc	A	B mm	C mm	D mm	E	F	On/Off	°C °F
25 360	90 24	0.3 - 0.7A	G3/4M. 3/4"BSPM.	180	215	62	G1 1/4F. 1 1/4"BSPF.	G3/4F. 3/4"BSPF.	1s-1.5s	-10°C - +50°C -14°F - +122°F

CARATTERISTICHE TECNICHE / TECHNICAL FEATURES - 180.1910.23

25 360	90 24	0.3 - 0.7A	G3/4M. 3/4"BSPM.	180	200	62	G1 1/4F. 1 1/4"BSPF.	G3/4F. 3/4"BSPF.	0.3s	-10°C - +50°C -14°F - +122°F
-----------	----------	------------	---------------------	-----	-----	----	-------------------------	---------------------	------	---------------------------------

COME SI ORDINA / HOW TO ORDER

CODICE
code

180.1910.2
180.1910.23

VERSIONE
model

BY PASS G3/4M. - 3/4"BSPM.
BY PASS G3/4M. - 3/4"BSPM. (0.3s)

KIT RICAMBIO
spare parts kit

180.302.31
180.302.31



PAGE 193



PAGE 178 - 179



PAGE 180