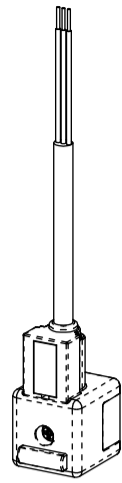


SOLO VARIANTE STANDARD  
STANDARD MODEL ONLY

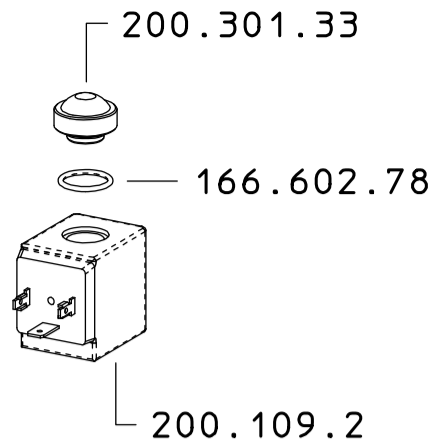


200.232.9

SOLO VARIANTE ML  
ML MODEL ONLY



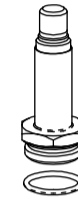
200.232.12



**200.1915.2**  
**200.1915.2 ML**  
**200.1915.2 NC**

7.602.13

200.620.24  
SOLO RICAMBIO  
SPARE PART ONLY



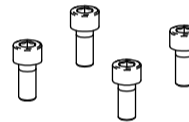
200.620.14 SU 200.215.6  
ASSEMBLARE CON COPPIA  
DI SERRAGGIO MIN. 20 Nm  
TEST APERTURA 42 BAR

200.620.16  
SOLO RICAMBIO  
SPARE PART ONLY



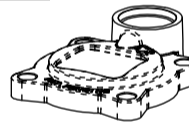
200.620.14

26.1902.20 x 4



200.1803.59

200.602.71



200.215.6

MARCATURA LASER SU  
COPERCHIO 200.215.6



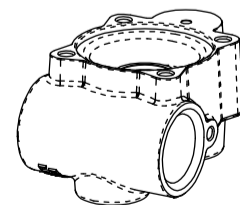
200.602.71

200.1003.37

200.1603.37

ASSEMBLARE 200.1603.37  
SU 200.218.11 CON COPPIA  
DI SERRAGGIO 30 Nm

23.602.36

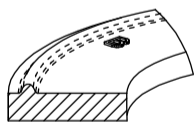


166.1902.46

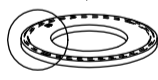
200.218.11

200.107.181

VERSO DI MONTAGGIO  
MEMBRANA 200.1006.5



200.1006.5



200.1310.10



300.601.32

200.507.19

200.620.17

CONSULTARE L'ISTRUZIONE ISQ 05 E IL CICLO  
DI LAVORAZIONE PER CONTROLLO DI PROCESSO  
E COLLAUDO FINALE

COME SI ORDINA / HOW TO ORDER

Kit ricambio

Spare parts kit **200.302.46**

DESCRIZIONE: VALVOLA M200 18W 20BAR

N°revisione  
16

Data revisione  
21/01/2020

**Braglia** SRL  
I-42122 REGGIO EMILIA - ITALY - UE  
Tel. +39 0522 340648  
Fax. +39 0522 345025  
Email tecnico@braglia.it

DISEGNATO  
M.CORRADINI

APPROVATO  
G.BRAGLIA

Dis.N°/Codice

**200.1915.2**